

Enable Auditing on Active Directory Objects

About this Guide:

This guide will help the end user to enable auditing on Active Directory objects.

Scope:

The configurations detailed in this guide are consistent with **EventTracker Enterprise** version 7.6 and windows vista and later.

Audience:

The users are those who wish to enable auditing on the active directory objects.

The information contained in this document represents the current view of Prism Microsystems Inc. on the issues discussed as of the date of publication. Because Prism Microsystems must respond to changing market conditions, it should not be interpreted to be a commitment on the part of Prism Microsystems, and Prism Microsystems cannot guarantee the accuracy of any information presented after the date of publication.

This document is for informational purposes only. Prism Microsystems MAKES NO WARRANTIES, EXPRESS OR IMPLIED, AS TO THE INFORMATION IN THIS DOCUMENT.

Complying with all applicable copyright laws is the responsibility of the user. Without limiting the rights under copyright, this paper may be freely distributed without permission from Prism, as long as its content is unaltered, nothing is added to the content and credit to Prism is provided.

Prism Microsystems may have patents, patent applications, trademarks, copyrights, or other intellectual property rights covering subject matter in this document. Except as expressly provided in any written license agreement from Prism Microsystems, the furnishing of this document does not give you any license to these patents, trademarks, copyrights, or other intellectual property.

The example companies, organizations, products, people and events depicted herein are fictitious. No association with any real company, organization, product, person or event is intended or should be inferred.

© 2015 Prism Microsystems Corporation. All rights reserved. The names of actual companies and products mentioned herein may be the trademarks of their respective owners.

Table of Contents

About this Guide:.....	1
Scope:.....	1
Pre-requisite:.....	3
Steps to Enable Auditing on Active Directory Objects	4

Pre-requisite:

- User should be administrator or member of administrator group.

Steps to Enable Auditing on Active Directory Objects

- Login to **Domain Controller**.
- Right click on the OU where you want to enable AD auditing.
- Click on **Properties**.

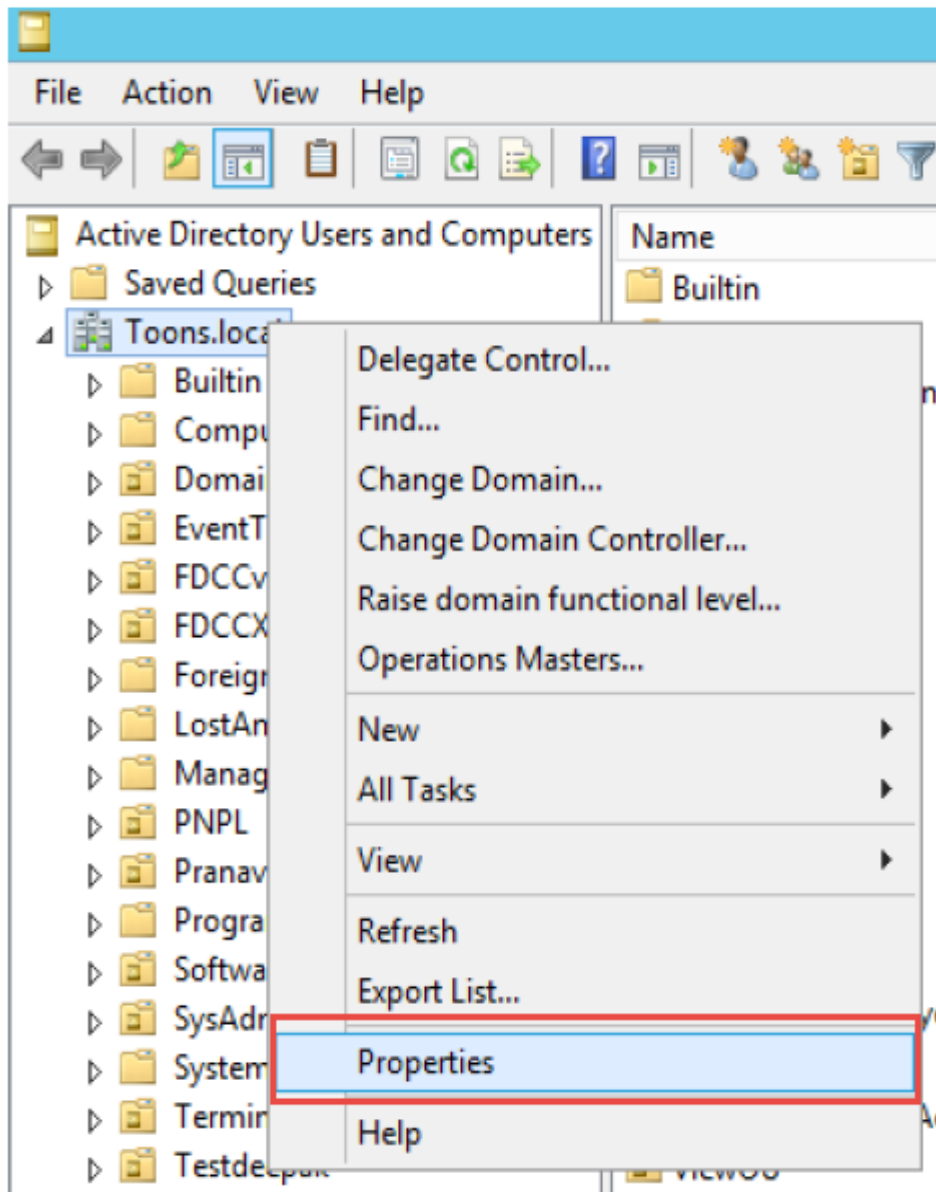


Figure: 1

- In **Security** tab, Click **Advanced** button.

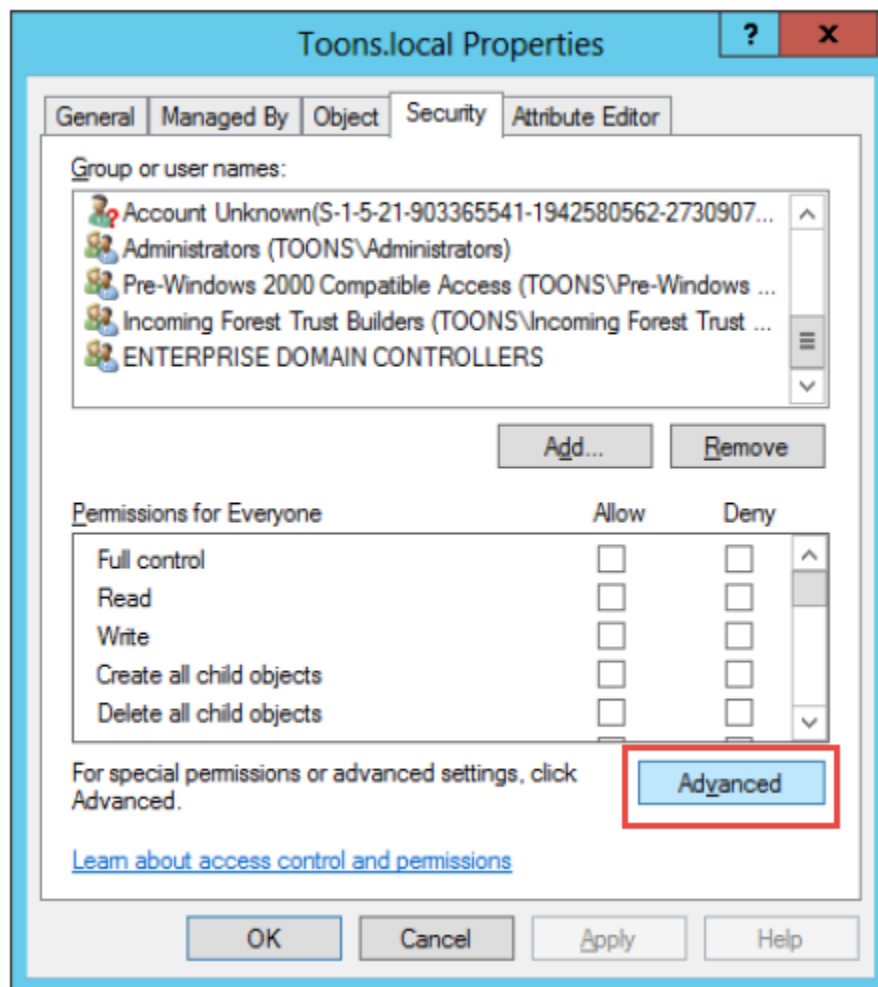


Figure: 2

- Go to **Auditing** Tab.

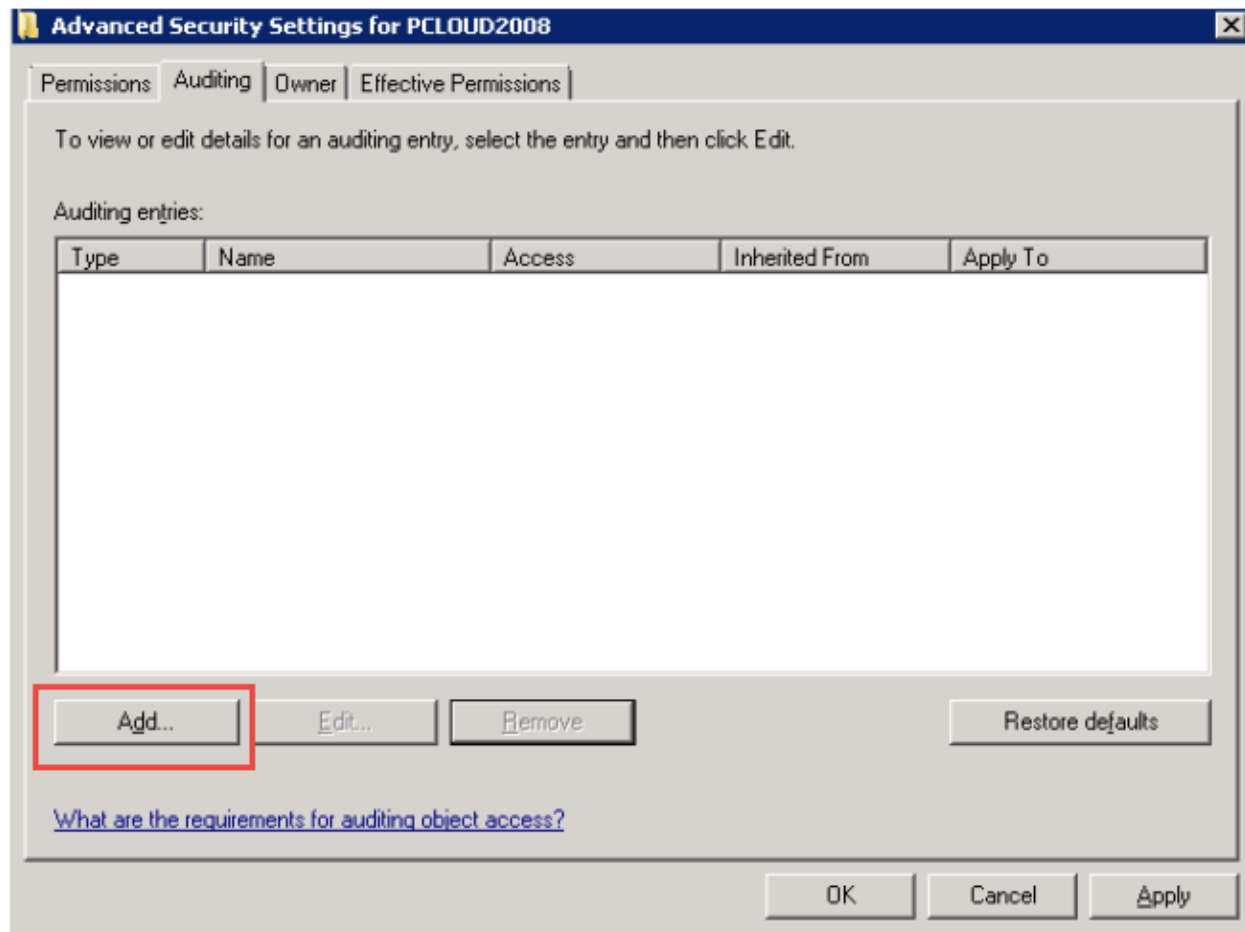


Figure: 3

- Click **Add** button.
- In Select user dialog, type 'Everyone' and click **OK**.
- The Object Selection box will be displayed as shown below:

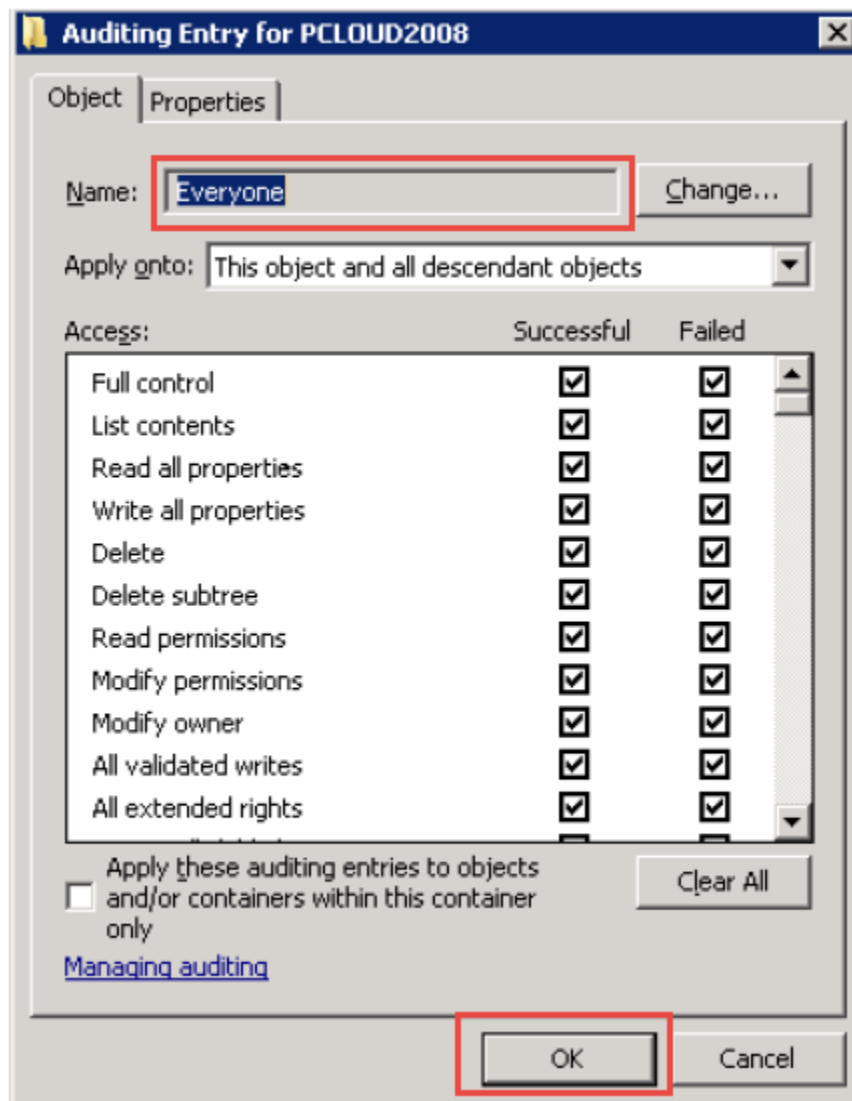


Figure: 4

- Select Successful and Failed check box for Full control
- Click **OK**.

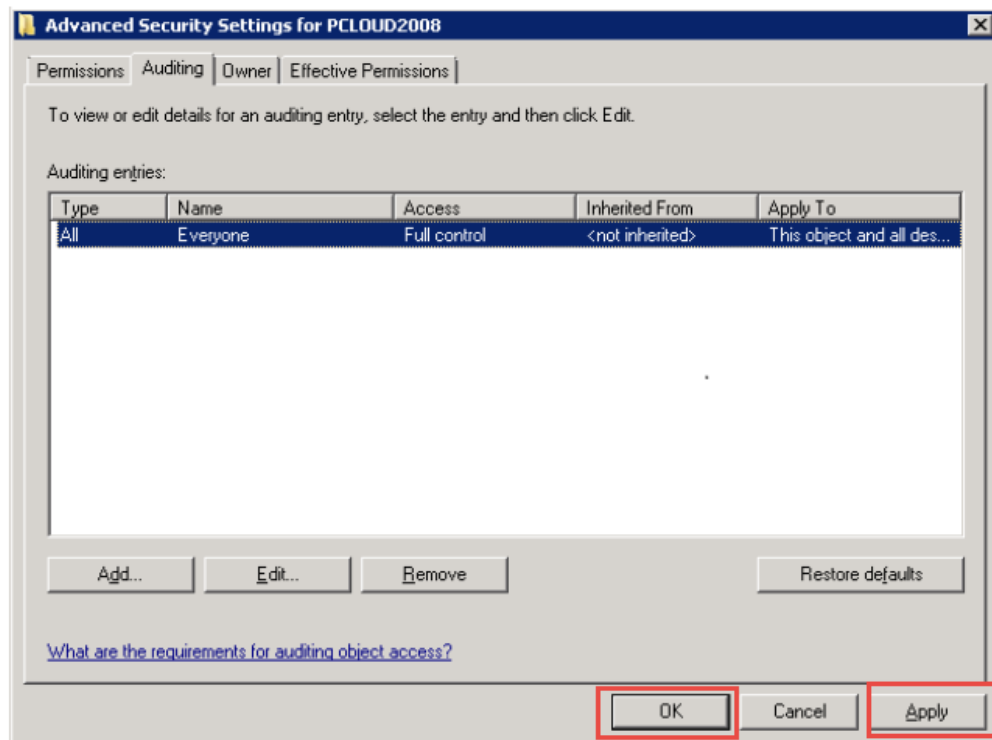


Figure: 5

- Click **Apply** and **OK** to exit the audit configuration settings.